

METALFACE INDUCTIVE PROXIMITY SENSOR (STANDARD RANGE)

Diameter
● Shielded ○ non-Shielded
Switching Distance, Sn: mm
Housing Material
● With LED ○ Without LED

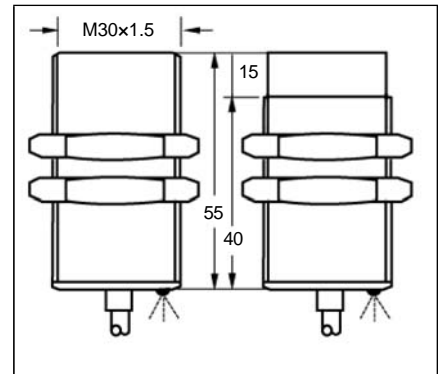
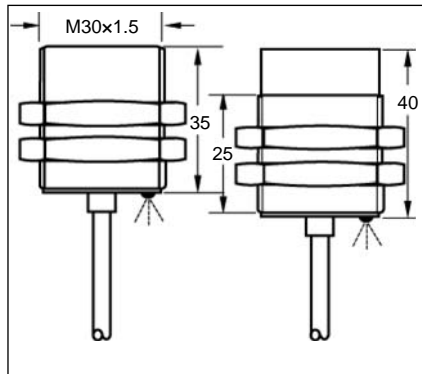
M30	
●	○
10 mm	15 mm
Stainless steel	
●	

M30	
●	○
10 mm	15 mm
Stainless steel	
●	

Picture



Dimensions (unit: mm)



Ripple	<10%
No Load Current	<10mA
Max. Load current	200mA
Leakage Current	<0.01mA
Voltage Drop	<1.5V
Switching Frequency	300Hz 150Hz
Response Time	0.5ms/0.5ms 1ms/1ms
Switching Hysteresis	<15%(Sr)
Repeat Accuracy	<1.0%(Sr)
Protection Category	IP67
Operating Temperature	-25°C - +70°C
Temperature Drift	<10%(Sr)
Short Circuit Protection	Yes
Overload Trip Point	220mA
Material Active Face	Stainless steel

<10%
<10mA
200mA
<0.01mA
<1.5V
300Hz 150Hz
0.5ms/0.5ms 1ms/1ms
<15%(Sr)
<1.0%(Sr)
IP67
-25°C - +70°C
<10%(Sr)
Yes
220mA
Stainless steel

<10%
<10mA
200mA
<0.01mA
<1.5V
300Hz 150Hz
0.5ms/0.5ms 1ms/1ms
<15%(Sr)
<1.0%(Sr)
IP67
-25°C - +70°C
<10%(Sr)
Yes
220mA
Stainless steel

Connecting type
Weight

2M Cable (5.0 φ 3x0.34)
approx.185 g

2M Cable (5.0 φ 3x0.34)
approx.220 g

DC 3 wire 10-30V NPN N.O.
DC 3 wire 10-30V NPN N.C.
DC 3 wire 10-30V PNP N.O.
DC 3 wire 10-30V PNP N.C.
DC 3 wire 10-55V NPN N.O.
DC 3 wire 10-55V NPN N.C.
DC 3 wire 10-55V PNP N.O.
DC 3 wire 10-55V PNP N.C.
DC 3 wire 5-36 V NPN N.O.
DC 3 wire 5-36 V NPN N.C.
DC 3 wire 5-36 V PNP N.O.
DC 3 wire 5-36 V PNP N.C.

IVS-M3010N-A1VS2	1*	IVN-M3015N-A1VS2
IVS-M3010N-B1VS2	2	IVN-M3015N-B1VS2
IVS-M3010P-A1VS2	3	IVN-M3015P-A1VS2
IVS-M3010P-B1VS2	4	IVN-M3015P-B1VS2

IVS-M3010N-A1VN2	1*	IVN-M3015N-A1VN2
IVS-M3010N-B1VN2	2	IVN-M3015N-B1VN2
IVS-M3010P-A1VN2	3	IVN-M3015P-A1VN2
IVS-M3010P-B1VN2	4	IVN-M3015P-B1VN2

* Wiring diagram number. Please see the relevant wiring diagram shown on Page 013 to Page 015.

METALFACE INDUCTIVE PROXIMITY SENSOR (STANDARD RANGE)

Diameter
● Shielded ○ non-Shielded
Switching Distance, Sn: mm
Housing Material
● With LED ○ Without LED

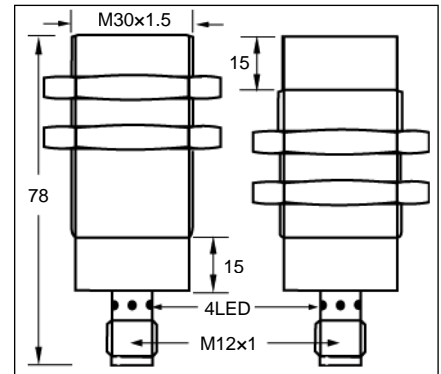
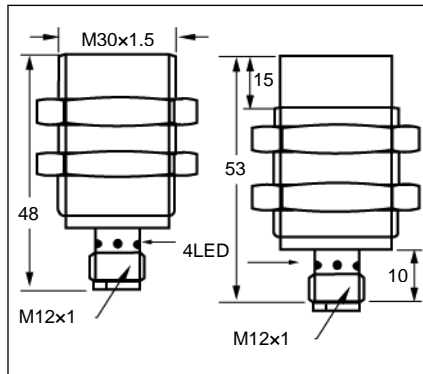
M30	
●	○
10 mm	15 mm
Stainless steel	
●	

M30	
●	○
10 mm	15 mm
Stainless steel	
●	

Picture



Dimensions (unit: mm)



Ripple	<10%
No Load Current	<10mA
Max. Load current	200mA
Leakage Current	<0.01mA
Voltage Drop	<1.5V
Switching Frequency	300Hz 150Hz
Response Time	0.5ms/0.5ms 1ms/1ms
Switching Hysteresis	<15%(Sr)
Repeat Accuracy	<1.0%(Sr)
Protection Category	IP67
Operating Temperature	-25°C - +70°C
Temperature Drift	<10%(Sr)
Short Circuit Protection	Yes
Overload Trip Point	220mA
Material Active Face	Stainless steel

<10%
<10mA
200mA
<0.01mA
<1.5V
300Hz 150Hz
0.5ms/0.5ms 1ms/1ms
<15%(Sr)
<1.0%(Sr)
IP67
-25°C - +70°C
<10%(Sr)
Yes
220mA
Stainless steel

<10%
<10mA
200mA
<0.01mA
<1.5V
300Hz 150Hz
0.5ms/0.5ms 1ms/1ms
<15%(Sr)
<1.0%(Sr)
IP67
-25°C - +70°C
<10%(Sr)
Yes
220mA
Stainless steel

Connecting type	M12 connector
Weight	approx.130 g

M12 connector
approx.130 g

M12 connector
approx.190 g

DC 3 wire 10-30V NPN N.O.
DC 3 wire 10-30V NPN N.C.
DC 3 wire 10-30V PNP N.O.
DC 3 wire 10-30V PNP N.C.
DC 3 wire 10-55V NPN N.O.
DC 3 wire 10-55V NPN N.C.
DC 3 wire 10-55V PNP N.O.
DC 3 wire 10-55V PNP N.C.
DC 3 wire 5-36 V NPN N.O.
DC 3 wire 5-36 V NPN N.C.
DC 3 wire 5-36 V PNP N.O.
DC 3 wire 5-36 V PNP N.C.

IVS-M3010N-A1ES4	1*	IVN-M3015N-A1ES4
IVS-M3010N-B1ES4	2	IVN-M3015N-B1ES4
IVS-M3010P-A1ES4	3	IVN-M3015P-A1ES4
IVS-M3010P-B1ES4	4	IVN-M3015P-B1ES4

IVS-M3010N-A1EN4	1*	IVN-M3015N-A1EN4
IVS-M3010N-B1EN4	2	IVN-M3015N-B1EN4
IVS-M3010P-A1EN4	3	IVN-M3015P-A1EN4
IVS-M3010P-B1EN4	4	IVN-M3015P-B1EN4

* Wiring diagram number. Please see the relevant wiring diagram shown on Page 013 and Page 014.