

AC INDUCTIVE PROXIMITY SENSOR (20-250VAC)

Diameter
● Shielded ○ non-Shielded
Switching Distance, Sn: mm
Housing Material
● With LED ○ Without LED

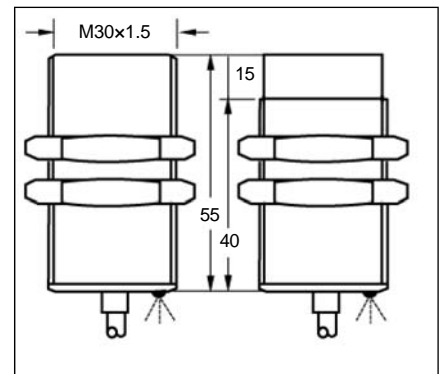
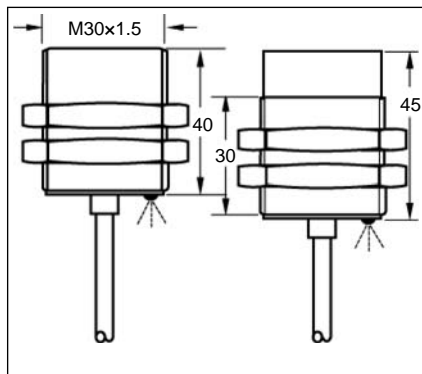
M30	
●	○
10 mm	15 mm
Nickel plated brass	
●	

M30	
●	○
10 mm	15 mm
Nickel plated brass	
●	

Picture



Dimensions (unit: mm)



No Load Current
Max. Load current
Leakage Current
Surge Current
Min. Load Current
Voltage Drop
Switching Frequency
Response Time
Switching Hysteresis
Repeat Accuracy
Protection Category
Operating Temperature
Temperature Drift
Short Circuit Protection
Material Active Face

<1.8mA
400mA
<1.8mA
5A(20ms)
5mA
<8VAC AT 400mA
<25Hz
10ms/10ms
<15%(Sr)
<1.0%(Sr)
IP67
-25°C - +70°C
<10%(Sr)
NO
PBT

<1.8mA
400mA
<1.8mA
5A(20ms)
5mA
<8VAC AT 400mA
<25Hz
10ms/10ms
<15%(Sr)
<1.0%(Sr)
IP67
-25°C - +70°C
<10%(Sr)
NO
PBT

Connecting type
Weight

2M Cable (5.0 φ 3x0.34)
approx.210 g

2M Cable (5.0 φ 3x0.34)
approx.250 g

AC 20-250V N.O.
AC 20-250V N.C.
AC 20-250V N.O. or N.C. Changeable

IBS-M3010A-A7/S2	11*	IBN-M3015A-A7/S2
IBS-M3010A-B7/S2	12	IBN-M3015A-B7/S2

IBS-M3010A-A7/V2	11*	IBN-M3015A-A7/V2
IBS-M3010A-B7/V2	12	IBN-M3015A-B7/V2

* Wiring diagram number. Please see the relevant wiring diagram shown on Page 013 and Page 014.

AC INDUCTIVE PROXIMITY SENSOR (20-250VAC)

Diameter
● Shielded ○ non-Shielded
Switching Distance, Sn: mm
Housing Material
● With LED ○ Without LED

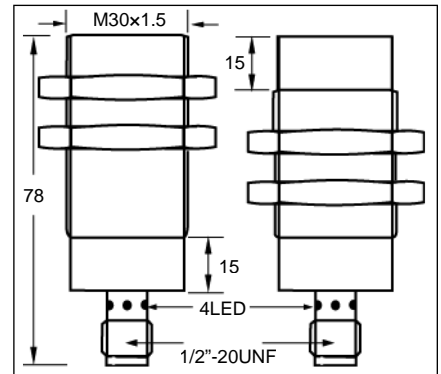
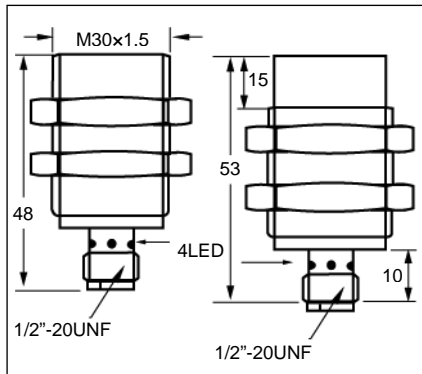
M30	
●	○
10 mm	15 mm
Nickel plated brass	
●	

M30	
●	○
10 mm	15 mm
Nickel plated brass	
●	

Picture



Dimensions (unit: mm)



No Load Current
Max. Load current
Leakage Current
Surge Current
Min. Load Current
Voltage Drop
Switching Frequency
Response Time
Switching Hysteresis
Repeat Accuracy
Protection Category
Operating Temperature
Temperature Drift
Short Circuit Protection
Material Active Face

<1.8mA
400mA
<1.8mA
5A(20ms)
5mA
<8VAC AT 400mA
<25Hz
10ms/10ms
<15%(Sr)
<1.0%(Sr)
IP67
-25°C - +70°C
<10%(Sr)
NO
PBT

<1.8mA
400mA
<1.8mA
5A(20ms)
5mA
<8VAC AT 400mA
<25Hz
10ms/10ms
<15%(Sr)
<1.0%(Sr)
IP67
-25°C - +70°C
<10%(Sr)
NO
PBT

Connecting type
Weight

Micro connector
approx. 120 g

Micro connector
approx. 185 g

AC 20-250V N.O.
AC 20-250V N.C.
AC 20-250V N.O. or N.C. Changeable

IBS-M3010A-A7MS3	11*	IBN-M3015A-A7MS3
IBS-M3010A-B7MS3	12	IBN-M3015A-B7MS3

IBS-M3010A-A7MN3	11*	IBN-M3015A-A7MN3
IBS-M3010A-B7MN3	12	IBN-M3015A-B7MN3

* Wiring diagram number. Please see the relevant wiring diagram shown on Page 013 to Page 015.