

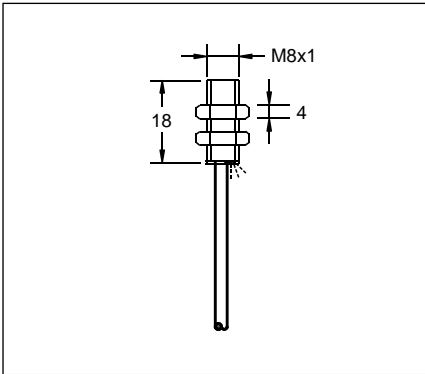
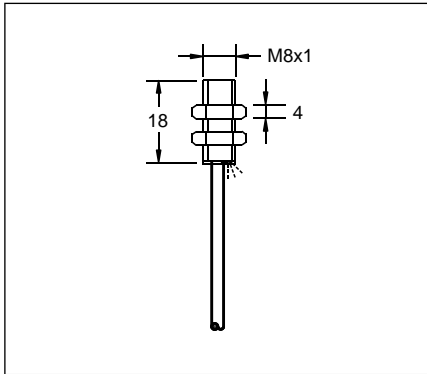


# ULTRA-SHORT INDUCTIVE PROXIMITY SENSOR (10-30VDC/10-55VDC/5-36VDC)

Diameter	M8	M8
● Shielded    ○ non-Shielded	●	●
Switching Distance, Sn: mm	1 mm	2 mm
Housing Material	Stainless steel	Stainless steel
● With LED    ○ Without LED	●	●
Picture		
Dimensions (unit: mm)		
Ripple	<10%	<10%
No Load Current	<10mA	<10mA
Max. Load current	200mA	200mA
Leakage Current	<0.01mA	<0.01mA
Voltage Drop	<1.5V	<1.5V
Switching Frequency	2KHz	2KHz
Response Time	0.1ms/0.1ms	0.1ms/0.1ms
Switching Hysteresis	<15%(Sr)	<15%(Sr)
Repeat Accuracy	<1.0%(Sr)	<1.0%(Sr)
Protection Category	IP67	IP67
Operating Temperature	-25°C- +70°C	-25°C- +70°C
Temperature Drift	<10%(Sr)	<10%(Sr)
Short Circuit Protection	Yes	Yes
Overload Trip Point	220mA	220mA
Material Active Face	POM	POM
Connecting type	2M Cable (2.9 φ 3x0.15)	2M Cable (2.9 φ 3x0.15)
Weight	approx.25 g	approx.25 g
DC 3 wire 10-30V NPN N.O.	ISS-M801N-A1VR2	ISS-M802N-A1VR2
DC 3 wire 10-30V NPN N.C.	ISS-M801N-B1VR2	ISS-M802N-B1VR2
DC 3 wire 10-30V PNP N.O.	ISS-M801P-A1VR2	ISS-M802P-A1VR2
DC 3 wire 10-30V PNP N.C.	ISS-M801P-B1VR2	ISS-M802P-B1VR2
DC 3 wire 10-55V NPN N.O.		
DC 3 wire 10-55V NPN N.C.		
DC 3 wire 10-55V PNP N.O.		
DC 3 wire 10-55V PNP N.C.		
DC 3 wire 5-36 V NPN N.O.		
DC 3 wire 5-36 V NPN N.C.		
DC 3 wire 5-36 V PNP N.O.		
DC 3 wire 5-36 V PNP N.C.		

\* Wiring diagram number. Please see the relevant wiring diagram shown on Page 013 to Page 015.


# ULTRA-SHORT INDUCTIVE PROXIMITY SENSOR (10-30VDC/10-55VDC/5-36VDC)

Diameter
● Shielded    ○ non-Shielded
Switching Distance, Sn: mm
Housing Material
● With LED    ○ Without LED

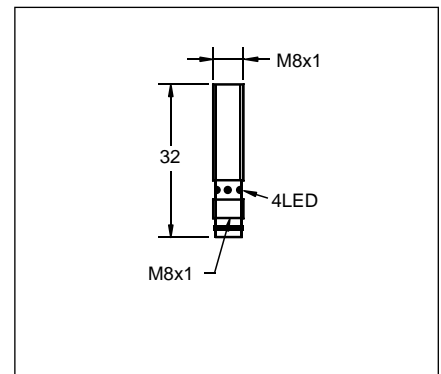
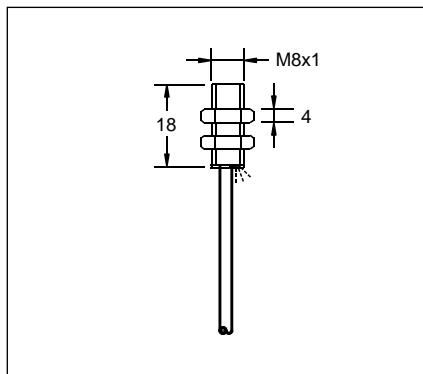
M8
●
3 mm
Stainless steel
●

M8
●
1 mm
Stainless steel
●

Picture
---------



Dimensions (unit: mm)
-----------------------



Ripple
No Load Current
Max. Load current
Leakage Current
Voltage Drop
Switching Frequency
Response Time
Switching Hysteresis
Repeat Accuracy
Protection Category
Operating Temperature
Temperature Drift
Short Circuit Protection
Overload Trip Point
Material Active Face

<10%
<10mA
200mA
<0.01mA
<1.5V
1KHz
0.2ms/0.2ms
<15%(Sr)
<1.0%(Sr)
IP67
-25°C - +70°C
<10%(Sr)
Yes
220mA
POM

<10%
<10mA
200mA
<0.01mA
<1.5V
2KHz
0.1ms/0.1ms
<15%(Sr)
<1.0%(Sr)
IP67
-25°C - +70°C
<10%(Sr)
Yes
220mA
POM

Connecting type
Weight

2M Cable (2.9 φ 3x0.15)
approx.25 g

M8 connector
approx.8 g



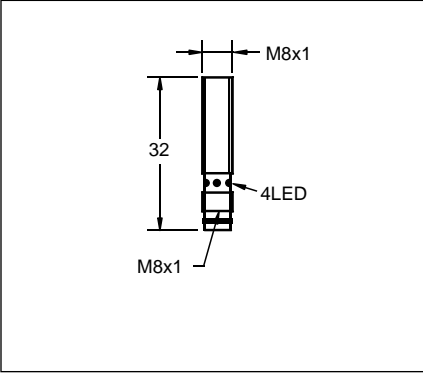
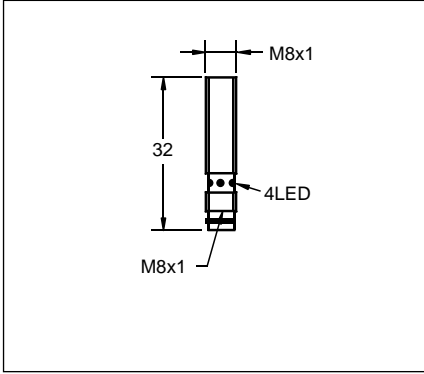
DC 3 wire 10-30V NPN N.O.
DC 3 wire 10-30V NPN N.C.
DC 3 wire 10-30V PNP N.O.
DC 3 wire 10-30V PNP N.C.
DC 3 wire 10-55V NPN N.O.
DC 3 wire 10-55V NPN N.C.
DC 3 wire 10-55V PNP N.O.
DC 3 wire 10-55V PNP N.C.
DC 3 wire 5-36 V NPN N.O.
DC 3 wire 5-36 V NPN N.C.
DC 3 wire 5-36 V PNP N.O.
DC 3 wire 5-36 V PNP N.C.

ISS-M803N-A1VR2	1*
ISS-M803N-B1VR2	2
ISS-M803P-A1VR2	3
ISS-M803P-B1VR2	4

ISS-M801N-A1PR3	1*
ISS-M801N-B1PR3	2
ISS-M801P-A1PR3	3
ISS-M801P-B1PR3	4

\* Wiring diagram number. Please see the relevant wiring diagram shown on Page 013 to Page 015.

# ULTRA-SHORT INDUCTIVE PROXIMITY SENSOR (10-30VDC/10-55VDC/5-36VDC)

Diameter	M8	M8
● Shielded    ○ non-Shielded	●	●
Switching Distance, Sn: mm	2 mm	3 mm
Housing Material	Stainless steel	Stainless steel
● With LED    ○ Without LED	●	●
Picture		
Dimensions (unit: mm)		
Ripple	<10%	<10%
No Load Current	<10mA	<10mA
Max. Load current	200mA	200mA
Leakage Current	<0.01mA	<0.01mA
Voltage Drop	<1.5V	<1.5V
Switching Frequency	2KHz	1KHz
Response Time	0.1ms/0.1ms	0.2ms/0.2ms
Switching Hysteresis	<15%(Sr)	<15%(Sr)
Repeat Accuracy	<1.0%(Sr)	<1.0%(Sr)
Protection Category	IP67	IP67
Operating Temperature	-25°C - +70°C	-25°C - +70°C
Temperature Drift	<10%(Sr)	<10%(Sr)
Short Circuit Protection	Yes	Yes
Overload Trip Point	220mA	220mA
Material Active Face	POM	POM
Connecting type	M8 connector	M8 connector
Weight	approx.8 g	approx.8 g
DC 3 wire 10-30V NPN N.O.	ISS-M802N-A1PR3	ISS-M803N-A1PR3
DC 3 wire 10-30V NPN N.C.	ISS-M802N-B1PR3	ISS-M803N-B1PR3
DC 3 wire 10-30V PNP N.O.	ISS-M802P-A1PR3	ISS-M803P-A1PR3
DC 3 wire 10-30V PNP N.C.	ISS-M802P-B1PR3	ISS-M803P-B1PR3
DC 3 wire 10-55V NPN N.O.		
DC 3 wire 10-55V NPN N.C.		
DC 3 wire 10-55V PNP N.O.		
DC 3 wire 10-55V PNP N.C.		
DC 3 wire 5-36 V NPN N.O.		
DC 3 wire 5-36 V NPN N.C.		
DC 3 wire 5-36 V PNP N.O.		
DC 3 wire 5-36 V PNP N.C.		

\* Wiring diagram number. Please see the relevant wiring diagram shown on Page 013 and Page 014.