


CAPACITIVE PROXIMITY SENSOR (10-30VDC)

Diameter
● Shielded ○ non-Shielded
Switching Distance, Sn: mm
Housing Material
● With LED ○ Without LED

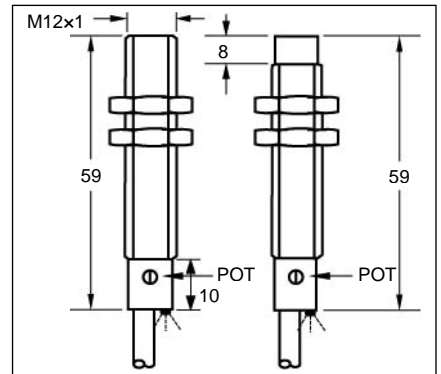
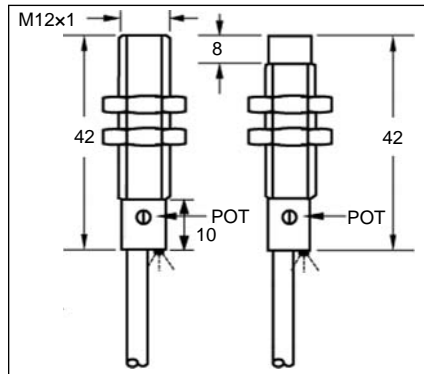
M12	
●	○
1-3 mm	1-6 mm
PBT	
●	

M12	
●	○
1-3 mm	1-6 mm
PBT	
●	

Picture



Dimensions (unit: mm)



Ripple
No Load Current
Max. Load current
Leakage Current
Voltage Drop
Switching Frequency
Response Time
Switching Hysteresis
Repeat Accuracy
Protection Category
Operating Temperature
Temperature Drift
Short Circuit Protection
Overload Trip Point
Material Active Face

<10%
<10mA
200mA
<0.01mA
<2VDC
100Hz
1.5ms/1.5ms
<15%(Sr)
<5.0%(Sr)
IP67
-25°C - +70°C
<10%(Sr)
Yes
220mA
POM

<10%
<10mA
200mA
<0.01mA
<2VDC
100Hz
1.5ms/1.5ms
<15%(Sr)
<5.0%(Sr)
IP67
-25°C - +70°C
<10%(Sr)
Yes
220mA
POM

Connecting type
Weight

2M Cable (4.0 φ 3x0.25)
approx.60 g

2M Cable (4.0 φ 3x0.25)
approx.70 g

DC 3 wire 10-30V NPN N.O.
DC 3 wire 10-30V NPN N.C.
DC 3 wire 10-30V PNP N.O.
DC 3 wire 10-30V PNP N.C.
DC 3 wire 10-55V NPN N.O.
DC 3 wire 10-55V NPN N.C.
DC 3 wire 10-55V PNP N.O.
DC 3 wire 10-55V PNP N.C.
DC 3 wire 5-36 V NPN N.O.
DC 3 wire 5-36 V NPN N.C.
DC 3 wire 5-36 V PNP N.O.
DC 3 wire 5-36 V PNP N.C.

CPS-M1203N-A1VS2	1*	CPN-M1206N-A1VS2
CPS-M1203N-B1VS2	2	CPN-M1206N-B1VS2
CPS-M1203P-A1VS2	3	CPN-M1206P-A1VS2
CPS-M1203P-B1VS2	4	CPN-M1206P-B1VS2

CPS-M1203N-A1VN2	1*	CPN-M1206N-A1VN2
CPS-M1203N-B1VN2	2	CPN-M1206N-B1VN2
CPS-M1203P-A1VN2	3	CPN-M1206P-A1VN2
CPS-M1203P-B1VN2	4	CPN-M1206P-B1VN2

* Wiring diagram number. Please see the relevant wiring diagram shown on Page 013 to Page 015.

CAPACITIVE PROXIMITY SENSOR (10-30VDC)

Diameter
● Shielded ○ non-Shielded
Switching Distance, Sn: mm
Housing Material
● With LED ○ Without LED

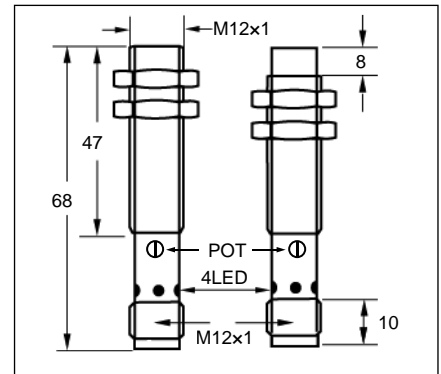
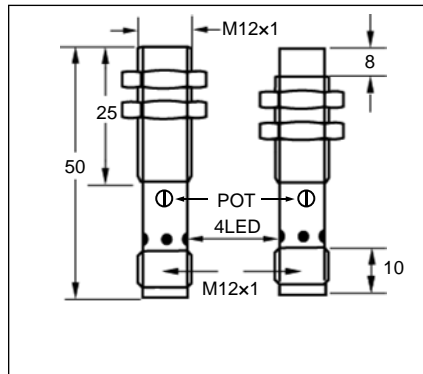
M12	
●	○
1-3 mm	1-6 mm
PBT	
●	

M12	
●	○
1-3 mm	1-6 mm
PBT	
●	

Picture



Dimensions (unit: mm)



Ripple
No Load Current
Max. Load current
Leakage Current
Voltage Drop
Switching Frequency
Response Time
Switching Hysteresis
Repeat Accuracy
Protection Category
Operating Temperature
Temperature Drift
Short Circuit Protection
Overload Trip Point
Material Active Face

<10%
<10mA
200mA
<0.01mA
<2VDC
100Hz
1.5ms/1.5ms
<15%(Sr)
<5.0%(Sr)
IP67
-25°C - +70°C
<10%(Sr)
Yes
220mA
POM

<10%
<10mA
200mA
<0.01mA
<2VDC
100Hz
1.5ms/1.5ms
<15%(Sr)
<5.0%(Sr)
IP67
-25°C - +70°C
<10%(Sr)
Yes
220mA
POM

Connecting type
Weight

M12 connector
approx.25 g

M12 connector
approx.30 g

DC 3 wire 10-30V NPN N.O.
DC 3 wire 10-30V NPN N.C.
DC 3 wire 10-30V PNP N.O.
DC 3 wire 10-30V PNP N.C.
DC 3 wire 10-55V NPN N.O.
DC 3 wire 10-55V NPN N.C.
DC 3 wire 10-55V PNP N.O.
DC 3 wire 10-55V PNP N.C.
DC 3 wire 5-36 V NPN N.O.
DC 3 wire 5-36 V NPN N.C.
DC 3 wire 5-36 V PNP N.O.
DC 3 wire 5-36 V PNP N.C.

CPS-M1203N-A1ES4	1*	CPN-M1206N-A1ES4
CPS-M1203N-B1ES4	2	CPN-M1206N-B1ES4
CPS-M1203P-A1ES4	3	CPN-M1206P-A1ES4
CPS-M1203P-B1ES4	4	CPN-M1206P-B1ES4

CPS-M1203N-A1EN4	1*	CPN-M1206N-A1EN4
CPS-M1203N-B1EN4	2	CPN-M1206N-B1EN4
CPS-M1203P-A1EN4	3	CPN-M1206P-A1EN4
CPS-M1203P-B1EN4	4	CPN-M1206P-B1EN4

* Wiring diagram number. Please see the relevant wiring diagram shown on Page 013 and Page 014.