



ANALOG INDUCTIVE PROXIMITY SENSOR (VOLTAGE OUTPUT)

Diameter
● Shielded ○ non-Shielded
Switching Distance, Sn: mm
Housing Material
● With LED ○ Without LED

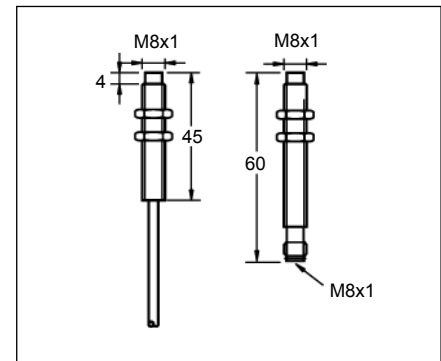
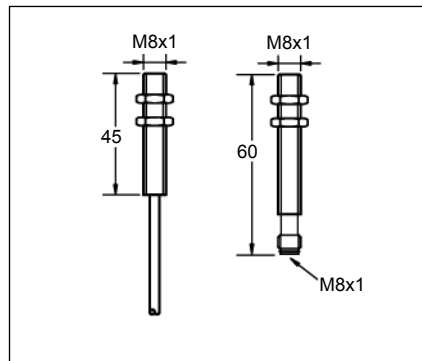
M8
●
0.1-1.5 mm
Nickel plated brass
○

M8
○
0.1-2.5 mm
Nickel plated brass
○

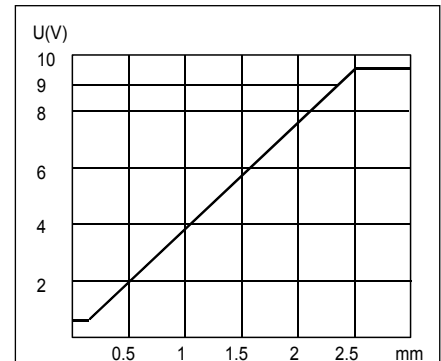
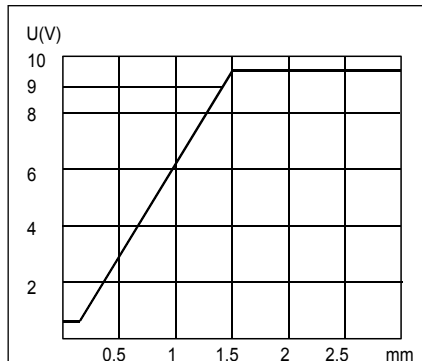
Picture



Dimensions (unit: mm)



Characteristics



Max. Ripple
No Load Current
Output Voltage/Load Resistor
Linearity
Repeat Accuracy
Ambient Temperature
Temperature Drift
Short Circuit Protection
Reverse Polarity Protection
Protection Category
Output Signal
Switch Frequency Max.
EMC
Shock / Vibration
Material Active Face
Connecting type
Weight

<10%
<35mA
0-10VDC / ≥2K Ω
<5%(Sr)
0.02mm
-25°C - +70°C
<5%(Sr)
-
Yes
IP67
PNP-ANALOG
100Hz
RFI>3V/m / EFT>1KV / ESD>4KV (contact)
IEC 60947-5-2, Part 7.4.1 / IEC 60947-5-2, Part 7.4.2
PBT
2M Cable (2.9 ∅ 3x0.15) M8 connector
approx.40 g approx.18 g

<10%
<35mA
0-10VDC / ≥2K Ω
<5%(Sr)
0.02mm
-25°C - +70°C
<5%(Sr)
-
Yes
IP67
PNP-ANALOG
100Hz
RFI>3V/m / EFT>1KV / ESD>4KV (contact)
IEC 60947-5-2, Part 7.4.1 / IEC 60947-5-2, Part 7.4.2
PBT
2M Cable (2.9 ∅ 3x0.15) M8 connector
approx.40 g approx.18 g

Analog Voltage Output (18-30VDC)

IBS-M81.5G-V5VN2	22*	IBS-M81.5G-V5PN3
------------------	-----	------------------

IBN-M82.5G-V5VN2	22*	IBN-M82.5G-V5PN3
------------------	-----	------------------

* Wiring diagram number. Please see the relevant wiring diagram shown on Page 013 to Page 015.